


Click to
ORDER
samples

AMEOF65-HAMJZ



Open Frame

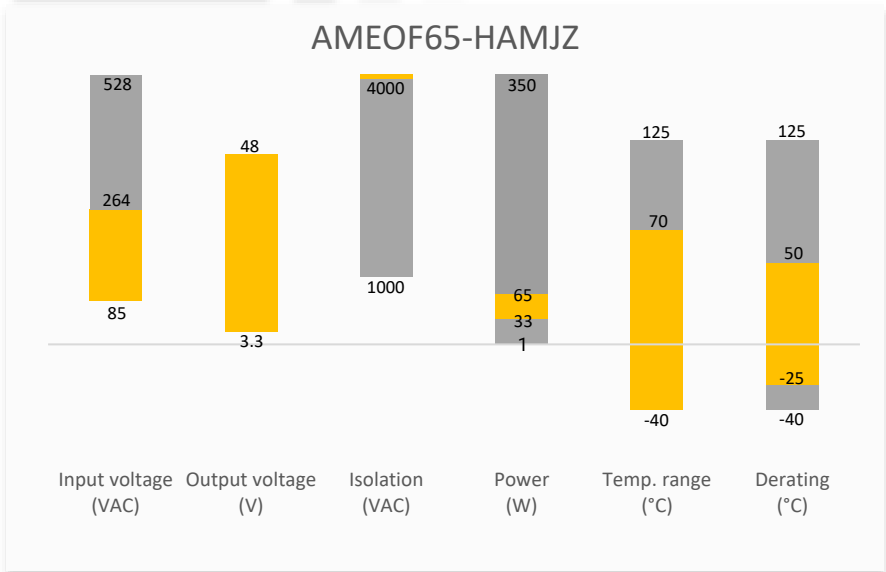
The AMEOF65-HAMJZ series is one of Aimtec's compact size 65W AC/DC converter, which is suitable for medical equipment. It features a universal AC input and accepts a DC input voltage, while also coming standard with high efficiency, high reliability and double or reinforced isolation.

These converters offer excellent EMC and safety performance and meet IEC/EN/UL62368, GB4943, EN60335, EN61558, IEC/EN/ES60601 standards. This series is suitable for industrial, streetlight control, security, telecommunications, smart home and medical applications.


Features

- Universal Input: 85 - 264VAC/120 - 370VDC
- Low leakage current: 0.075mA max.
- High isolation voltage: 4000VAC
- Output short circuit, over-current, over-voltage protection
- Low no-load power consumption of 0.3W
- Suitable for Type BF application
- Designed to meet IEC/EN/UL62368, EN60335, EN61558, IEC/EN/ES60601-1

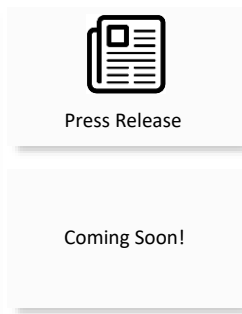
Summary



Training



Product Training Video
(click to open)



Application Notes

Applications



Power Grid



Industrial



Telecom



Medical

Models & Specifications

Single Output								
Model	Input Voltage (VAC/Hz)	Input Voltage (VDC)	Nominal Output wattage (W)	Output Voltage (V)	Output Voltage Adjustable Range (V)	Output Current (A)	Maximum capacitive load (μ F)	Efficiency @230VAC Typ. (%)
AMEOF65-3SHAMJZ	85-264/47-63	120-370	33	3.3	2.97-3.63	10	20000	84
AMEOF65-5SHAMJZ	85-264/47-63	120-370	50	5	4.5-5.5	10	20000	85
AMEOF65-12SHAMJZ	85-264/47-63	120-370	65	12	10.2-13.8	5.42	8000	89
AMEOF65-15SHAMJZ	85-264/47-63	120-370	65	15	13.5-18	4.34	7000	90
AMEOF65-24SHAMJZ	85-264/47-63	120-370	65	24	21.6-28.5	2.71	1500	90
AMEOF65-36SHAMJZ	85-264/47-63	120-370	65	36	32.4-39.6	1.81	1000	91
AMEOF65-48SHAMJZ	85-264/47-63	120-370	65	48	43.2-52.8	1.36	470	91

Add suffix -F for enclosed package. (ex. AMEOF225-12SHAMJZ-F is enclosed package version)

Input Specifications

Parameters	Conditions	Typical	Maximum	Units
Input current	115VAC		1.65	A
	230VAC		0.95	A
Inrush current	115VAC		40	A
	230VAC		60	A
Leakage	240VAC		0.075	mA

Output Specifications

Parameters	Conditions	Typical	Maximum	Units
Voltage accuracy	3.3, 5V, 0-100% load	± 2		%
	Others, 0-100% load	± 1		%
Line regulation	3.3, 5V, 100% load	± 0.8		%
	Others, 100% load	± 0.5		%
Load regulation	230VAC	± 1		%
Ripple & Noise*	3.3, 5, 12, 15V, tested with a 10 μ f ceramic capacitor	75	100	mV p-p
	24V, tested with a 1 μ f ceramic capacitor	80	120	mV p-p
	36, 48V, tested with a 0.1 μ f ceramic capacitor	100	150	mV p-p
Hold up time	115VAC	20		
	230VAC	60		ms

* Ripple and Noise are measured at 20MHz bandwidth. Please refer to the application note for specific details.

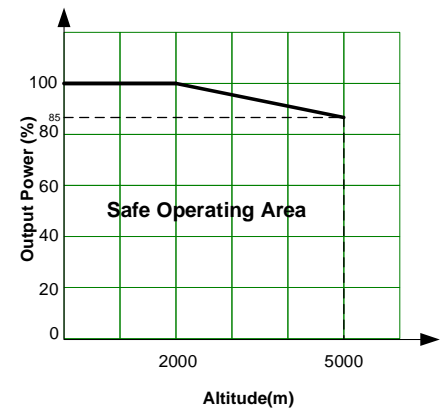
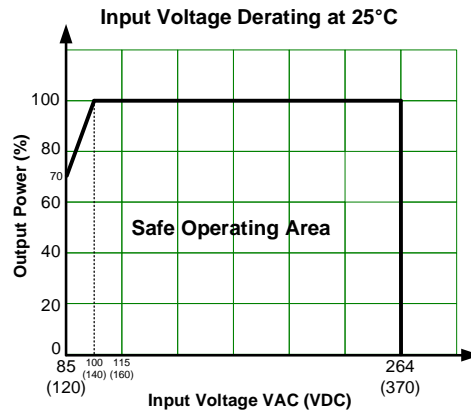
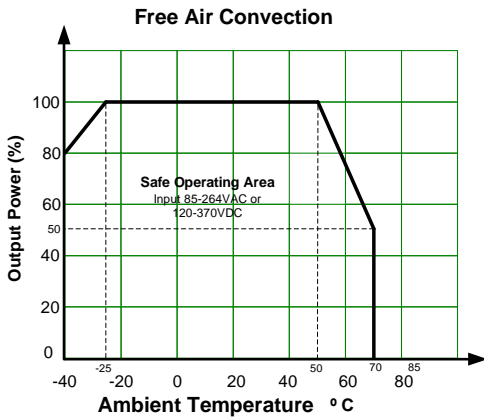
Isolation Specification

Parameters	Conditions	Typical	Maximum	Units
Tested I/O voltage	60 sec, leakage ≤ 5 mA	≥ 4000		VAC
Tested I/O to case voltage	60 sec, leakage ≤ 5 mA, -F models	≥ 2500		VAC
Resistance I/O	500VDC	>100		M Ω

General Specifications				
Parameters	Conditions	Typical	Maximum	Units
Protection class	Class II			
Over current protection	Auto recovery	≥ 120		% of Iout
Over voltage protection	3.3Vout, hiccup		5.25	VDC
	5Vout, hiccup		7	VDC
	12Vout, hiccup		16	VDC
	15Vout, hiccup		22	VDC
	24Vout, hiccup		32.4	VDC
	36Vout, hiccup		42.4	VDC
	48Vout, hiccup		57	VDC
Short circuit protection	Hiccup, Continuous, Auto recovery			
No-load power consumption		0.2	0.3	W
Operating temperature	See derating graph	-40 to +70		°C
Storage temperature		-40 to +70		°C
Operating altitude			5000	m
Power Derating	-40 °C to -25 °C	1.34		%/°C
	+50 °C to +70 °C	2.5		%/°C
	85VAC to 100VAC	2.0		%/VAC
	2000-5000m	5.0		%/1000m
Creepage		≥ 8		mm
Clearance		≥ 7.6		mm
Temperature coefficient		±0.02		%/°C
Cooling	Free air convection			
Humidity	Non-condensing, storage		90	% RH
Weight	Open frame	95		g
	Enclosed	150		g
Dimensions (L x W x H)	Open frame	3.00 x 2.00 x 1.04 inches (76.2 x 50.8 x 26.5 mm)		
	Enclosed	3.60 x 2.38 x 1.31 inches (91.4 x 60.5 x 33.3 mm)		
MTBF	> 300 000 hrs (MIL-HDBK -217F, t=+25°C)			
NOTE: All specifications in this datasheet are measured at an ambient temperature of 25°C, humidity<75%, nominal input voltage and at rated output load unless otherwise specified.				

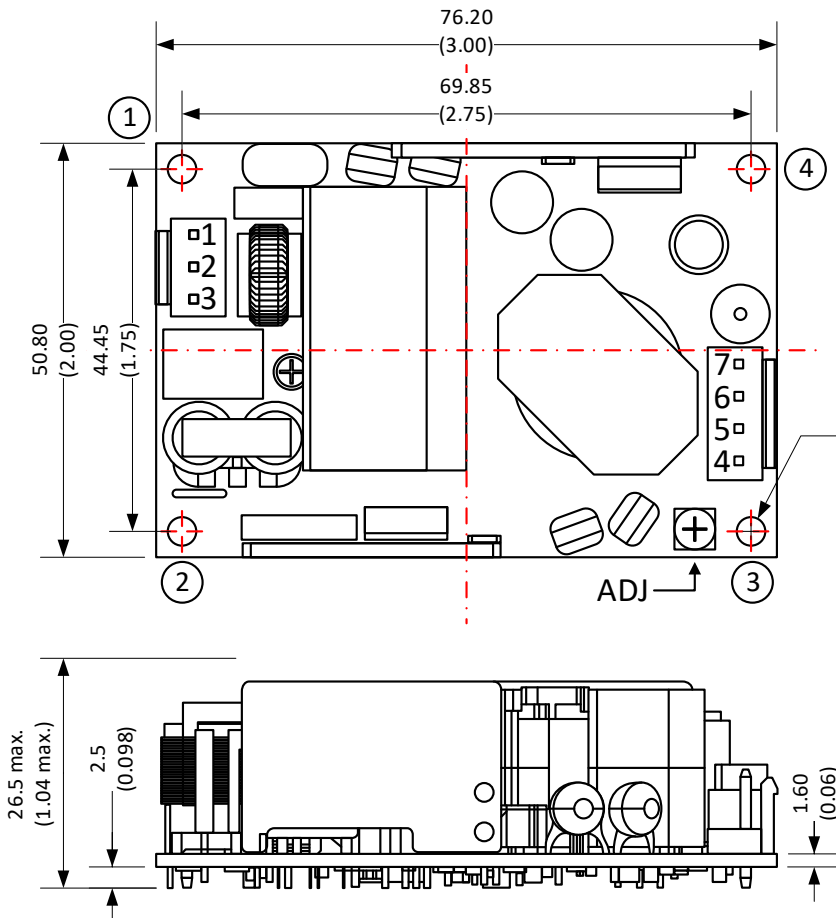
Safety Specifications		
Parameters		
Standards	Design to meet IEC/EN/UL62368-1, EN60335, EN61558, IEC/EN60601, ES60601-1 V3.1, CAN/CSA-C22.2 No.60601-1:14 Ed3, EN60601-1-2 Ed4, GB4943-1	
	EMC - Conducted and radiated emission	CISPR32 / EN55032 / EN55011, class B
	Electrostatic Discharge Immunity	IEC 61000-4-2 Contact ±8KV, Air ±15KV, Criteria A
	RF, Electromagnetic Field Immunity	IEC 61000-4-3 20V/m, Criteria A
	Electrical Fast Transient/Burst Immunity	IEC 61000-4-4 ±2KV, Criteria A
	Surge Immunity	IEC 61000-4-5 L-L ±2KV, Criteria A
	RF, Conducted Disturbance Immunity	IEC 61000-4-6 20Vr.m.s, Criteria A
	Voltage dips, Short Interruptions Immunity	IEC 61000-4-11 Criteria B

Derating

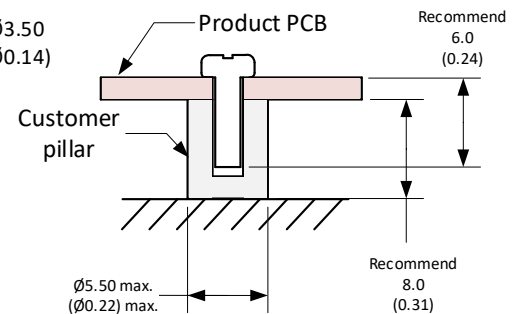


Dimensions

Open frame model

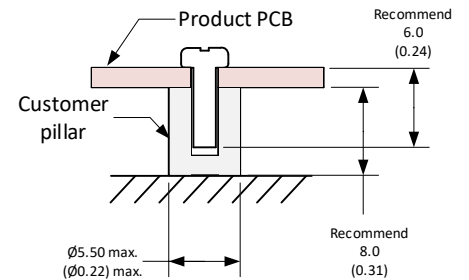
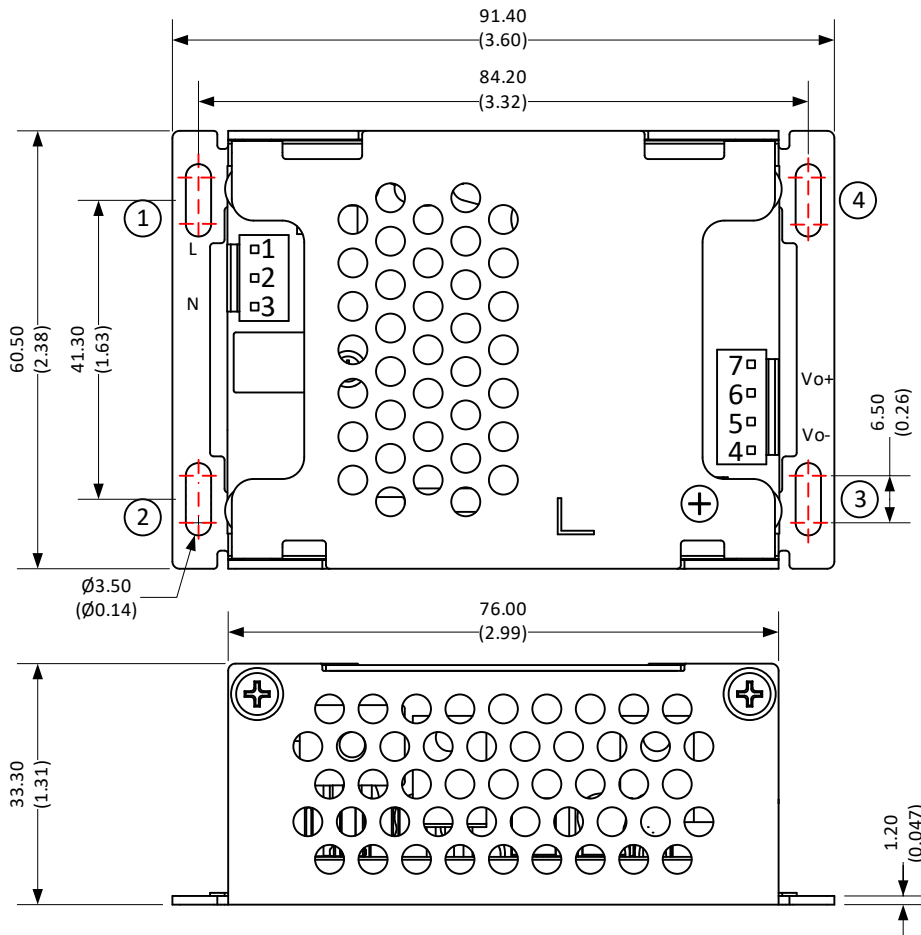


Pin Output Specifications		
Pin	Function	Recommended connector
1	AC Input (N)	JST VHR
2	No pin	JST SVH-21PT-P1.1 or equivalent
3	AC Input (L)	JST VHR
4	-V Output	JST SVH-21PT-P1.1 or equivalent
5	-V Output	JST SVH-21PT-P1.1 or equivalent
6	+V Output	JST SVH-21PT-P1.1 or equivalent
7	+V Output	JST SVH-21PT-P1.1 or equivalent



Note:
Unit: mm [inch]
General tolerance: ± 0.5 (± 0.02)
Mounting screw: M3
Mounting screw tightening torque: 0.4N max.

Enclosed model



Note:

Unit: mm [inch]

General tolerance: ± 0.5 (± 0.02)

Mounting screw: M3

Mounting screw tightening torque: 0.4N max.

NOTE: 1. Datasheets are updated as needed and as such, specifications are subject to change without notice. Once printed or downloaded, datasheets are no longer controlled by Aimtec; refer to www.aimtec.com for the most current product specifications. 2. Product labels shown, including safety agency certifications on labels, may vary based on the date manufactured. 3. Mechanical drawings and specifications are for reference only. 4. All specifications are measured at an ambient temperature of 25°C, humidity < 75%, nominal input voltage and at rated output load unless otherwise specified. 5. Aimtec may not have conducted destructive testing or chemical analysis on all internal components and chemicals at the time of publishing this document. CAS numbers and other limited information are considered proprietary and may not be available for release. 6. This product is not designed for use in critical life support systems, equipment used in hazardous environments, nuclear control systems or other such applications which necessitate specific safety and regulatory standards other than the ones listed in this datasheet. 7. Warranty is in accordance with Aimtec's standard Terms of Sale available at www.aimtec.com.