


Click to  
**ORDER**  
samples

AMFC-NZ



The AMFC-NZ is a cost-effective open frame common-mode EMC filter. The AMFC-NZ series has an operating temp range from -25 to 105C and is also designed to meet the UL508 isolation requirement of 2000VDC with maximum input current up to 3A which is a good fit for applications related to industrial controls.

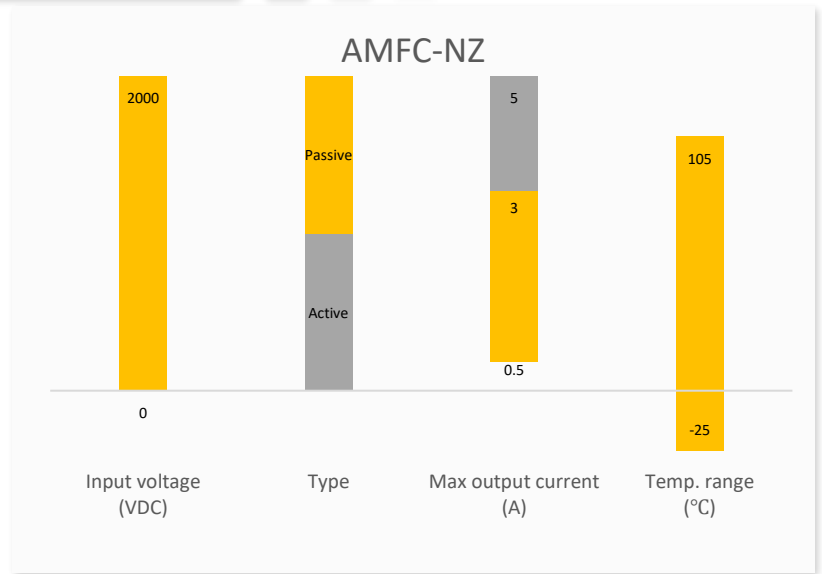
It is compact and has a variety of inductance value options that can be used for many industrial designs and applications

Features



- Operating Temp: -25 °C to +105 °C
- Attenuation Spec Up To 54dB@500kHz
- Max Input Current Up To 3.0A
- Meet UL508 Isolation Requirement

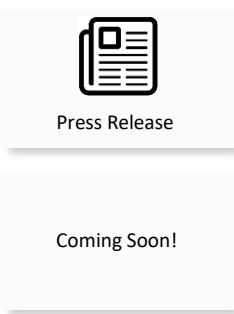
Summary



Training



Product Training Video  
(click to open)



Application Notes

Applications



Power Grid



Industrial



Telecom



Instrumentation

## Models & Specifications

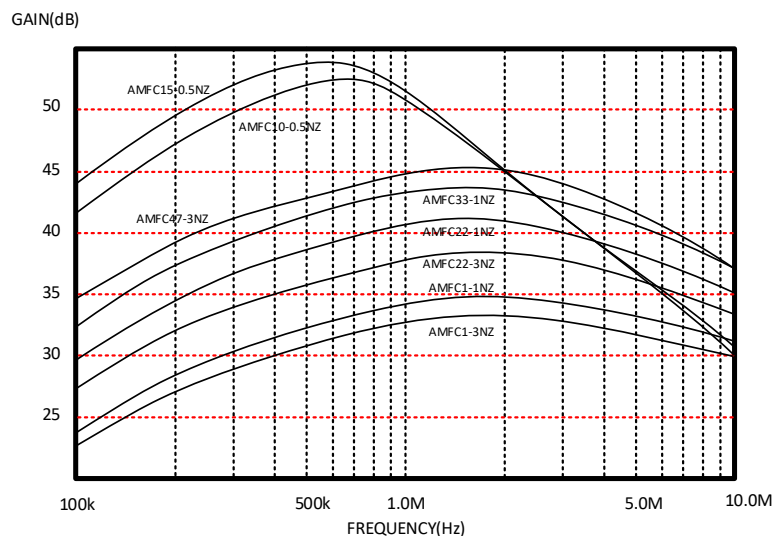
Models					
Model	Inductance (uH)	Max current (A)	DCR (mΩ)	Weight (g)	Size (L*W*H)
AMFC1-3NZ	1000*2	3.0	40*2	4.5	See Figure 1
AMFC22-3NZ	2200*2	3.0	50*2	4.5	See Figure 1
AMFC1-1NZ	1000*2	1.0	70*2	4.5	See Figure 1
AMFC22-1NZ	2200*2	1.0	90*2	4.5	See Figure 1
AMFC33-1NZ	3300*2	1.0	100*2	4.5	See Figure 1
AMFC47-1NZ	4700*2	1.0	140*2	4.5	See Figure 1
AMFC68-1NZ	6800*2	1.0	160*2	6.5	See Figure 2
AMFC82-1NZ	8200*2	1.0	180*2	6.5	See Figure 2
AMFC10-0.5NZ	10000*2	0.5	500*2	4.5	See Figure 1
AMFC15-0.5NZ	15000*2	0.5	600*2	4.5	See Figure 1
AMFC22-0.5NZ	22000*2	0.5	650*2	4.5	See Figure 1

## General Specifications

Parameters	Conditions	Typical	Maximum	Units
Operating temperature		-25 to +105		°C
Storage temperature		-40 to +105		°C
Storage Humidity			95	%RH
Inductance	$F_{osc}=1\text{KHz}, V_{osc}=0.3\text{V}$	-35		%
Withstand Voltage	Leakage current $I_o=1\text{mA}$		2000	VDC

NOTE: Operating Temperature range Includes Inductor self heating.

## Attenuation specifications



Dimensions

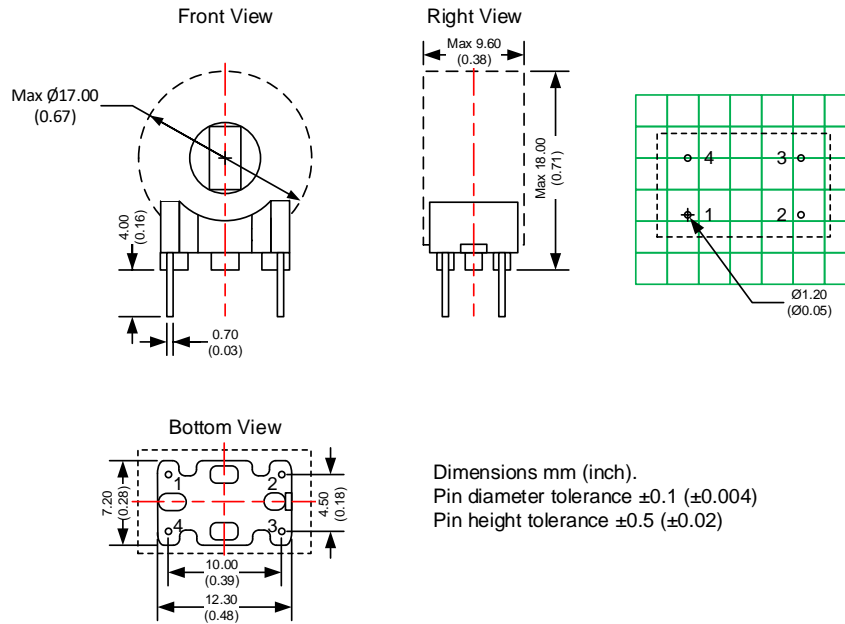


Figure 1

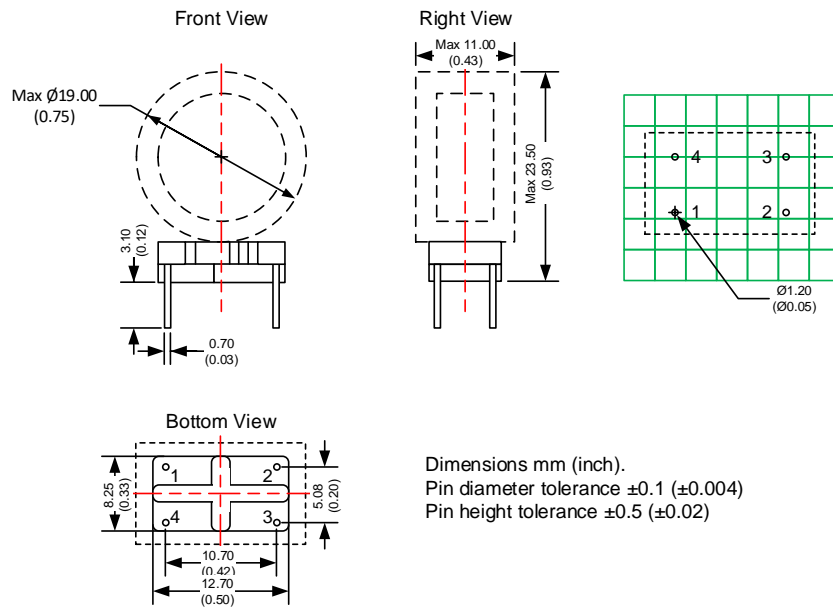
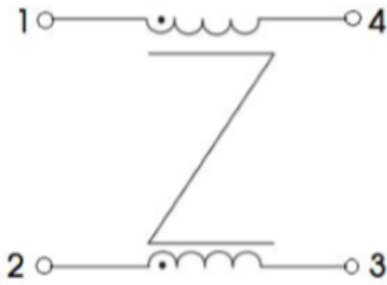


Figure 2



**NOTE:** 1. Datasheets are updated as needed and as such, specifications are subject to change without notice. Once printed or downloaded, datasheets are no longer controlled by Aimtec; refer to [www.aimtec.com](http://www.aimtec.com) for the most current product specifications. 2. Product labels shown, including safety agency certifications on labels, may vary based on the date manufactured. 3. Mechanical drawings and specifications are for reference only. 4. All specifications are measured at an ambient temperature of 25°C, humidity<75%, nominal input voltage and at rated output load unless otherwise specified. 5. Aimtec may not have conducted destructive testing or chemical analysis on all internal components and chemicals at the time of publishing this document. CAS numbers and other limited information are considered proprietary and may not be available for release. 6. This product is not designed for use in critical life support systems, equipment used in hazardous environments, nuclear control systems or other such applications which necessitate specific safety and regulatory standards other the ones listed in this datasheet. 7. Warranty is in accordance with Aimtec's standard Terms of Sale available at [www.aimtec.com](http://www.aimtec.com).